

Kansas City Golf Association Stroke Play Champions

* - won playoff

1991

Sunflower Hills Par 72 Swope Memorial Par 72
Milburn CC Par 72

- 1 Richard Laing, Sunflower Hills 75-71-71 - 217
- 2 Ron Brewer, Wolf Creek 73-74-73 - 220
- 3 Steve Bush, Blue Springs 77-68-76 - 221

1992

Swope Memorial Par 72 Sunflower GC Par 72
Deer Creek GC Par 72

- 1 Tom Leonard, Blue Hills 73-79-75 - 227
- 2 Andy Smith, Paradise Pointe 76-72-80 - 228
- 3 Steve Bush, Blue Springs 73-75-81 - 229

1993

Shirkey GC Par 71 Country Creek GC Par 72 (rain)
Milburn CC Par 72

- 1 Bert Roney, Blue Springs 70-74 - 144
- 2 Steve Bush, Blue Springs 73-72 - 145
- Mike Jarman, Excelsior Springs 69-76 - 145

1994

Shirkey GC Par 71 Country Creek GC Par 72
Heritage Park GC Par 71

- 1 Jamie Schmitt, Blue Springs 76-68-75 - 219
- 2 Jim Doyle, Meadowbrook 76-72-73 - 221
- 3 Justin Stroud, Blue Springs 77-71-74 - 222
- Brett Waldman, Lakewood Oaks 74-70-78 - 222

1995

Shiloh Springs Par 71 Paradise Pointe (Posse) Par 72
Blue Hills CC Par 72

- 1 Ron Brewer, Deer Creek 74-68-75 - 217
- 2 Colby Norton, Deer Creek 72-74-73 - 219
- 3 David Kirschbaum, Paradise Pointe . 69-76-75 - 220

1996

Swope Memorial Par 72 Country Creek GC Par 72
Hillcrest CC Par 72

- 1 Jim Doyle, Meadowbrook 72-72-73 - 217
- 2 Tom Leonard, Blue Hills 71-70-76 - 217
- 3 Don Cox, Lake Quivira 72-71-77 - 220
- Rob O'Brien, Brookridge 73-70-77 - 220
- Alan Stearns, Longview Lake 72-72-76 - 220
- Justin Allen, Hillcrest 74-71-75 - 220
- Kirk Schneider, Heritage Park 78-69-73 - 220
- Randy Apgar, Hillcrest 76-73-71 - 220

1997

Excelsior Springs Par 72 Swope Memorial Par 72
Lakewood Oaks Par 72

- 1 Bruce LaFramboise, Hillcrest 74-70-72 - 216
- 2 Kris Casburn, CC of Blue Springs ... 77-69-71 - 217
- 3 Joe Mortallaro, Sunflower Hills 72-73-74 - 219

1998

Meadowbrook Par 72 Longview Lake Par 72
Liberty Hills Par 72

- Randy Apgar, Hillcrest 70-69-71 - 210

1999

Dub's Dread Par 72 Paradise Pointe Par 72
Indian Hills Par 70
Justin Strausbaugh, Meadowbrook... 70-77-72 - 219

2000

Swope Memorial Par 72 Eagle's Landing Par 72
Kansas City CC Par 70
Jason DeBuhr, 69-75-76 - 220

2001

Meadowbrook CC Par 72

(As qualifying for the Kansas City Match Play)

- 1 Byron Schultz, Meadowbrook 69-75 - 144
- 2 Greg Johnson, Oakwood 71-74 - 145
- Jeff Spradlin, Hallbrook 70-
- Randy Apgar, Hillcrest 73-75 - 148
- Brent Kriegshauser, Chapel Ridge 72-77 - 149
- Paul Exposito, Heritage Park 76-73 - 149

2002

Paradise Pointe GC

Outlaw & Posse Courses, Par 72

(As qualifying for the Kansas City Match Play)

- 1 Kevin Ward, Leawood South 72-70 - 142
- 2 Brent Kriegshauser, Overland Park 72-72 - 144
- 3 Jeff Spradlin, Hallbrook 73-73 - 146
- Aaron Aubuchon, Heritage Park 76-70 - 146

2003

Hillcrest CC Par 72

- 1 Chris Mabry 73-70-71 - 214
- 2 Greg Johnson 74-73-71 - 218
- Jeff Spradlin 71-72-75 - 218

2004

Staley Farms Par 72

- 1 Jason Sigler 72-72-76 - 220
- 2 Gary Woodland 71-73-78 - 222
- Tyler Docking 76-72-74 - 222

2005

CC of Blue Springs Par 72

- 1 Gary Woodland 71-65-71 - 207
- 2 Tyler Docking 71-67-71 - 209

2006

Shoal Creek Par 71

Loch Lloyd Par 72

- 1 Tyler Cummins 68-70-69 - 207
- 2 Tyler Docking 73-72-68 - 213

2007

Shoal Creek Par 71

Kansas City CC Par 70


- 1 Don Walsworth 72-75-68 - 215
- 2 Kyle Smell 72-75-68 - 216
- 3 John Troutman 75-71-70 - 216

2008

Swope Memorial Par 72

Blue Hills CC Par 72

- 1 Kyle Yonke 68-67-75 - 210
- 2 Doug Albers 69-70-73 - 212




**Richard Laing
1991**



**Ron Brewer
1995**



**Don Walsworth
2007**



**Randy Apgar
1998**



**Kevin Ward
2002**



Tyler Shelton
2009



Jamie Schmitt
2010

Kansas City Amateur



Jon Troutman
2011



Andy Smith
2010 Seniors

2009

Ironhorse GC, par 72

Canyon Farms GC par 71

- 1 Tyler Shelton 69-66-73 - 208
- 2 Pete Krsnich 73-71-69 - 213
- 3 Kyle Yonke 70-75-68 - 213
- 4 Curtis Yonke 71-71-75 - 217
- 5 Ryan Luecke 76-73-70 - 219
- 6 Matt Ewald 80-69-71 - 220
- 7 Zach VanDolah 71-77-72 - 220
- 8 Michael McGee 76-73-72 - 221
- 9 Brett Iliff 73-73-75 - 221
- 10 Jeff Hanslick 75-77-70 - 222

Seniors

- 1 Tom Bachelor 76-76-68 - 220
- 2 Tom Leonard 73-78-70 - 221
- 3 Mike Cutshall 77-71-74 - 222
- 4 Bob Bezek 77-72-74 - 223
- Don Kuehn 71-77-75 - 223
- 6 Ron Eilers 79-75-70 - 224
- 7 John Bailey 75-78-72 - 225
- Andy Smith 73-78-74 - 225
- 9 Steve Groom 77-75-74 - 226
- 10 Mitch Bowen 76-78-72 - 226

Legends

- 1 Robert Nelson II 75-75 - 150
- 2 Ron Brewer 78-74 - 152
- 3 Fred Rowland 78-76 - 154
- 4 Don Cox 77-78 - 155
- 5 Bob Kirkland 76-81 - 157
- 6 Tom Mai 77-81 - 158
- 7 Richard Landon 78-83 - 161
- 8 Leroy Rottinghaus 84-81 - 165
- 9 Jim Lodes 86-81 - 167
- 10 Mark Bacon 87-91 - 178

Players

- 1 James Isleib 76-71 - 147
- 2 Guy Cannon 75-79 - 154
- 3 Grant Burnside 79-76 - 155
- 4 Mason Good 85-72 - 157
- 5 Greg Christiansen 78-80 - 158
- 6 Connor Manning 80-80 - 160
- 7 Kevin Hanrahan 81-82 - 163
- 8 Mike Naegele 86-80 - 166
- Mike Schwieger 80-86 - 166
- Richard Hairgrove 83-83 - 166

2010

Shoal Creek GC, par 71

(3rd round rained out)

- 1 Jamie Schmitt 68-68 - 136
- 2 Ryan Marks 70-67 - 137
- 3 Scott Willman 71-68 - 139
- 4 Trent Newby 71-70 - 141
- 5 Curtis Yonke 72-70 - 142
- Doug Albers 72-70 - 142
- 7 Dave Kirschbaum 73-70 - 143
- Mark Terranova 71-72 - 143
- 9 Tyler Shelton 75-69 - 144
- Clay Ederer 75-69 - 144
- Jon Troutman 75-69 - 144
- Jason Hobick 73-71 - 144
- Kyle Smell 71-73 - 144

Seniors

- 1 Andy Smith 69-69 - 138
- 2 Steve Groom 70-72 - 142
- 3 Mark Hittner 74-69 - 143
- 4 Kevin Handlan 74-70 - 144
- Ron Eilers 71-73 - 144
- 6 Don Kuehn 76-69 - 145
- Tom Bachelor 72-73 - 145
- 8 Gary Roles 71-75 - 146
- 9 Bob Bezek 76-72 - 148
- 10 Pete Robbins 79-71 - 150
- Ed Walsworth 78-72 - 150
- Mark Addington 78-72 - 150

Legends

- 1 Don Cox 70-75 - 145
- 2 Richard Landon 76-76 - 152
- Grant Renne 75-77 - 152
- 4 Jim Lodes 80-83 - 163
- Chuck Atwood 77-86 - 163
- 6 Duke Duggan 83-83 - 166
- 7 Taylor McCann 86-86 - 172
- 8 Len Holthaus 93-83 - 176
- 9 Carl Fisher 85-92 - 177
- 10 Bob Schulze 91-87 - 178

Players

- 1 Brian Downer 76-77 - 153
- 2 Shay Camper 80-76 - 156
- Brad Crosby 79-77 - 156
- Wes Lowe 74-82 - 156
- 5 Jeff Mott 81-76 - 157
- 6 Rick Shingleton 80-78 - 158
- Lane Stephens 78-80 - 158
- 8 Zach Dyer 84-76 - 160
- Mike Schwieger 80-80 - 160
- 10 Sean Claycamp 82-79 - 161
- Travis Foxx 81-80 - 161

2011

Shoal Creek GC, par 71

- 1 Jon Troutman 70-68-70 - 208
- 2 Mark Terranova 70-69-70 - 209
- 3 Ryan Zech 71-73-67 - 211
- 4 Scott Willman 70-73-69 - 212
- 5 Zac Dittmer 73-71-69 - 213
- 6 Ross Thornton 71-71-73 - 215
- Dave Kirschbaum 71-70-74 - 215
- 8 Jorge Rubio 75-72-70 - 217
- Zach VanDolah 68-72-77 - 217
- 10 Jamie Schmitt 70-74-74 - 218

Seniors

- 1 Steve Groom 69-71-69 - 209
- 2 Tom Leonard 74-70-66 - 210
- 3 Charlie Schorgl 75-69-74 - 218
- 4 Mark Addington 72-73-74 - 219
- 5 Kevin Handlan 75-73-72 - 220
- Robert Booth 75-73-72 - 220
- 7 Andy Smith 75-73-75 - 223
- 8 Ed Walsworth 77-72-75 - 224
- 9 Ward Zerger 79-76-70 - 225
- Jim Doyle 77-78-70 - 225

Legends

- 1 Don Cox 74-69-74 - 217
- 2 Fred Rowland 76-71-72 - 219
- 3 Mitch Bowen 74-73-73 - 220
- 4 Richard Landon 75-73-76 - 224
- 5 Wright Beck 78-74-76 - 228
- Grant Renne 79-72-77 - 228
- 7 Chris Davis 77-76-81 - 234
- 8 Chuck Atwood 74-81-80 - 235
- 9 Jim Lodes 81-78-78 - 237
- 10 Ron Brewer 80-78-82 - 240

Players

- 1 Ben Colburn 78-76-69 - 223
- 2 Jamie Lyndes 79-73-74 - 226
- 3 Robby Hughey 77-78-73 - 228
- 4 Brad Crosby 79-77-77 - 233
- 5 Simon Walley 73-82-81 - 236
- 6 Pat Goeke 87-76-75 - 238
- 7 Jeff Mott 79-79-81 - 239
- 8 Mark Thomason 76-78-86 - 240
- 9 Tim Walla 85-77-79 - 241
- 10 Richard Wills 81-76-85 - 242



Steve Groom
2012 Champion
2011, 2014, 2015, 2017
Seniors




Zac Dittmer
2013, 2014



Gary Woodland
2005



Tom Leonard
1992
2012, 2013 Seniors



Don Kuehn
2012, 2013 Legends

**Kansas City
Amateur**

2012

Shoal Creek GC, par 71

- 1 Steve Groom72-69-71 - 212
- 2 Austin Conroy64-77-72 - 213
- 3 Ryan Zech67-72-76 - 215
- Nic Rebne76-68-71 - 215
- 5 Doug Albers72-73-71 - 216
- Parker Miller76-70-70 - 216
- 7 Brent Mertz72-69-76 - 217
- Zach VanDolah.....72-74-71 - 217
- Derek Baade.....73-71-73 - 217
- 10 Ian Boat.....74-73-71 - 218

Seniors

- 1 Tom Leonard70-70 - 140
- 2 Andy Smith73-68 - 141
- 3 Ed Walsworth70-72 - 142
- 4 Kevin Handlan75-69 - 144
- 5 John Samples73-74 - 147
- 6 Ron Eilers74-74 - 148
- Pete Robbins73-75 - 148
- 8 Charlie Schorgl77-75 - 152
- 9 Ward Zerger,76-79 - 155
- Chuck Admire81-74 - 155
- Jim Doyle78-77 - 155
- Tom Freitag81-74 - 155

Legends

- 1 Don Kuehn70-71 - 141
- 2 Ron Brewer72-73 - 145
- 3 Grant Renne72-74 - 146
- 4 Richard Landon.....74-73 - 147
- 5 Jim Lodes75-75 - 150
- 6 Fred Rowland.....74-77 - 151
- Ronnie Walters73-78 - 151
- 8 Wright Beck75-77 - 152
- 9 David Breuer80-74 - 154
- 10 Mike Vose81-75 - 156

Players

- 1 Simon Walley72-73 - 145
- 2 Michael Buckhouse.....80-78 - 158
- 3 Matt Foster81-80 - 161
- 4 David Eickman84-78 - 162
- 5 Evan Fitts82-81 - 163
- 6 Richard Wills86-80 - 166
- 7 Colin Sumner95-86 - 181
- 8 Andrew Makowske91-101 - 192

2013

Shoal Creek GC, par 71

- 1 Zac Dittmer70-68-67 - 205
- 2 Travis Mays74-70-66 - 210
- Cy Moritz71-68-71 - 210
- 4 Joe Winslow,72-72-68 - 212
- Drew Hatten68-76-68 - 212
- Steve Groom74-68-70 - 212
- Mark Terranova.....70-70-72 - 212
- 8 Michael Greene73-69-71 - 213
- 9 Josh Weems70-73-73 - 216
- Nic Rebne74-68-74 - 216
- J.P. Derksen70-72-74 - 216

Seniors

- 1 Tom Leonard64-72-70 - 206
- 2 Andy Smith73-72-71 - 216
- 3 Charlie Schorgl74-73-71 - 218
- Rob Gleissner.....70-75-73 - 218
- 5 Kevin Handlan74-74-72 - 220
- 6 Ward Zerger72-76-75 - 223
- Robert Booth71-75-77 - 223
- Ron Eilers72-74-77 - 223
- 9 Jim Seward72-77-76 - 225
- 10 Jim Doyle73-73-81 - 227

Legends

- 1 Don Kuehn72-70-71 - 213
- Fred Rowland.....68-69-76 - 213
- 3 Richard Landon.....68-71-78 - 217
- 4 Tom Bachelor.....72-73-75 - 220
- 5 Jerry Reid72-75-74 - 221
- 6 Randy Apgar73-71-78 - 222
- 7 Mitch Bowen.....80-72-77 - 229
- Ron Brewer73-77-79 - 229
- 9 Ronnie Walters77-78-77 - 232
- 10 Jack Garvin76-79-82 - 237

Players

- 1 Garrett Wiesner77-75-72 - 224
- 2 Kurt Lorenzen71-78-77 - 226
- 3 Mitchell Bolton74-80-75 - 229
- 4 Michael Buckhouse.....74-82-76 - 232
- 5 Griffin Mott77-74-82 - 233
- 6 Mark Scott79-80-77 - 236
- 7 Simon Walley81-78-78 - 237
- 8 Chris Meyer78-81-87 - 246
- 9 Wes Lowe84-83-85 - 252

2014

Shoal Creek GC, par 71

- 1 Zac Dittmer67-68-70 - 205
- 2 Alex Higgs70-71-66 - 207
- 3 Cam Wiltse71-70-70 - 211
- 4 Matt Barry70-70-74 - 214
- 5 Nick Sobba72-73-70 - 215
- Park Ulrich73-70-72 - 215
- 7 Evan Monheise69-77-70 - 216
- 8 Mark Terranova73-72-72 - 217
- Travis Mays71-73-73 - 217
- Connor Knabe71-73-73 - 217
- Jon Platz71-72-74 - 217
- Bailey Woods72-71-74 - 217
- Jon Troutman,69-73-75 - 217

Seniors


- 1 Steve Groom67-68-71 - 206
- 2 Andy Smith70-71-69 - 210
- 3 Don Walsworth72-70-71 - 213
- John Samples72-70-71 - 213
- 5 Tom Leonard,67-77-74 - 218
- 6 Charlie Schorgl69-73-78 - 220
- 7 Don Kuehn70-75-76 - 221
- 8 Greg Loteckie73-76-74 - 223
- 9 Kevin Handlan75-76-73 - 224
- 10 Robert Booth79-72-74 - 225
- Bob Bezek74-72-79 - 225
- 12 Rob Gleissner75-74-80 - 229

Legends

- 1 Tom Bachelor72-72-72 - 216
- 2 Jim Lodes74-80-73 - 227
- Ron Brewer77-74-76 - 227
- 4 Wright Beck75-79-76 - 230
- 5 Mitch Bowen79-75-84 - 238
- 6 Pat Goeke80-82-77 - 239
- 7 Ronnie Walters,75-80-85 - 240
- 8 Chuck Atwood79-86-88 - 253

Players

- 1 Justin Howard75-73-73 - 221
- 2 Curt Marchand82-78-77 - 237
- 3 Pat Hansen80-77-84 - 241
- 4 Mitchell Bolton85-81-80 - 246
- 5 Wes Lowe91-78-81 - 250
- 6 William Hatley90-77-95 - 262
- 7 Trenton Mein79-89-95 - 263




Preston Fleenor
2016




Tom Bachelor
2017



Ryne Fisher
2015 & 2017



Jay Gregory
2016 Seniors



Bob Bezek
2016 Legends

Kansas City Amateur

2015

Shoal Creek GC, par 71

- 1 Ryne Fisher 71-68-66 - 205
- 2 Mark Terranova..... 69-71-67 - 207
- 3 Travis Mays 71-71-67 - 209
- 4 Alex Higgs 74-67-69 - 210
- 5 Ryan Argotsinger 74-70-67 - 211
- 6 Michael Greene 71-72-69 - 212
- 7 Ryan Zech 71-72-71 - 214
- 8 Josh Weems..... 73-68-73 - 214
- 9 Preston Fleenor 68-75-72 - 215
- 10 Drew Hatten 71-76-70 - 217

Seniors

- 1 Steve Groom 68-69-68 - 205
- 2 Dave Cunningham ... 71-73-70 - 214
- 3 Robert Booth..... 75-71-72 - 218
- 4 Mark Worthey 68-75-75 - 218
- 5 Frank Hoback..... 70-77-74 - 221
- 6 Ron Eilers 75-76-71 - 222
- 7 Ed Walsworth..... 72-78-73 - 223
- 8 Tom Leonard..... 74-78-72 - 224
- 9 John Samples, 76-74-74 - 224
- 10 Kevin Handlan 76-73-75 - 224

Legends

- 1 Andy Smith 71-70-70 - 211
- 2 Richard Landon..... 73-73-74 - 220
- 3 Ron Brewer 75-72-74 - 221
- 4 Jim Lodes 72-75-78 - 225
- 5 Robert Nelson II..... 71-77-79 - 227
- 6 David Hornaday 80-79-70 - 229
- 7 Ed Cotter 77-78-76 - 231
- 8 George Wood 80-81-77 - 238
- 9 Pat Goeke 79-76-83 - 238

Players

- 1 Matt Foster 79-82-79 - 240
- 2 Christian Guild..... 92-73-77 - 242
- 3 Brian Moeller 82-76-85 - 243
- 4 Pat Hansen 81-79-86 - 246
- 5 Jack Blair 81-80-86 - 247
- 6 Curt Marchand 85-80-84 - 249

2016

Shoal Creek GC, par 71

- 1 Preston Fleenor 64-69-71 - 204
- 2 Ryne Fisher 69-65-74 - 208
- 3 Alex Springer..... 67-73-69 - 209
- 4 Chase Hanna 76-67-68 - 211
- 5 Skyler Tebo 71-69-72 - 212
- 6 Matt Kelley, 73-71-69 - 213
- 7 James Henderson 72-72-70 - 214
- 8 Scott Schaeffer 71-75-70 - 216
- 9 Blake Allen 69-72-75 - 216
- 10 Garret Allen..... 74-76-68 - 218
- 11 Zach Kirby 69-79-70 - 218
- 12 Alex Forristal 77-70-71 - 218

Seniors

- 1 Jay Gregory 69-67-72 - 208
- 2 Steve Groom 70-73-70 - 213
- 3 Ed Walsworth..... 69-75-70 - 214
- 4 Tom Leonard..... 73-70-73 - 216
- 5 Kevin Handlan 75-69-73 - 217
- 6 Greg Loteckie 70-76-75 - 221
- 7 Ed Brown 73-76-73 - 222
- 8 Frank Hoback..... 76-73-76 - 225
- 9 Mark Addington..... 72-74-79 - 225
- 10 Brad Shee 75-80-71 - 226

Legends

- 1 Bob Bezek 68-71-70 - 209
- 2 Don Kuehn..... 73-68-70 - 211
- 3 Jim Seward..... 69-74-72 - 215
- 4 Andy Smith 74-72-72 - 218
- 5 Jim Lodes 77-70-72 - 219
- 6 Ron Brewer 73-74-73 - 220
- 7 Randy Apgar 71-71-79 - 221
- 8 Robert Nelson II..... 80-73-71 - 224
- 9 Bob Mckinney..... 72-77 - DQ

Players

- 1 Mittal Patel..... 87-80-72 - 239
- 2 Pat Hansen 79-80-80 - 239
- 3 Matt Foster 87-77-78 - 242
- 4 Brian Moeller 83-82-78 - 243
- 5 Ben Hansen 83-81-79 - 243
- 6 Jacob Epperson 87-79-79 - 245
- 7 David Dobbler..... 83-79-83 - 245
- 8 Andrew Makowske .. 86-79-84 - 249
- 9 Curt Marchand 85-82-86 - 253
- 10 Jack Blair 81-80-94 - 255
- 11 Kyle Loseke 90-89-85 - 264

2017

Creekmoor GC, par 72

- 1 Ryne Fisher 68-68-69 - 205
- 2 Travis Mays 73-68-71 - 212
- 3 Kory Franks 76-71-67 - 214
- 4 Clayton Moles..... 72-72-70 - 214
- 5 James Henderson 72-71-72 - 215
- 6 Jackson Foth 70-72-74 - 216
- 7 Walker Kesterson 73-74-71 - 218
- 8 Blake Allen 71-73-74 - 218
- 9 Drew Hatten 75-72-72 - 219
- 10 Matthew Rau 70-73-76 - 219

Seniors

- 1 Steve Groom 76-69-74 - 219
- 2 Mark Addington 74-74-72 - 220
- 3 Jay Gregory 69-76-75 - 220
- 4 Ed Brown 72-75-75 - 222
- 5 Frank Hoback..... 74-74-74 - 222
- 6 Dave Cunningham ... 77-74-73 - 224
- 7 Chuck Admire 73-73-78 - 224
- 8 Kevin Handlan 73-76-76 - 225
- 9 Tom Leonard..... 78-74-74 - 226
- 10 John Scarsella 75-75-76 - 226

Legends

- 1 Tom Bachelor 74-77-72 - 223
- 2 Don Kuehn 74-68-82 - 224
- 3 Bob Bezek 77-73-76 - 226
- 4 Robert Nelson 77-78-73 - 228
- 5 Pete Robbins 73-81-78 - 232
- 6 Jim Seward..... 79-83-71 - 233
- 7 Jim Lodes 81-78-76 - 235
- 8 Fran Ferns 78-78-79 - 235
- 9 Dave Harris 77-78-80 - 235
- 10 Vern Cline 79-79-78 - 236

Players

- 1 Carter Likes..... 78-78-76 - 232
- 2 Ritch Nigh 74-80-79 - 233
- 3 Hunter Petermann 79-78-80 - 237
- 4 Johnny Lowe 82-77-80 - 239
- 5 Christian Mergia 80-84-76 - 240
- 6 Andrew Makowske .. 74-83-84 - 241
- 7 Nicholas Agnew 91-80-74 - 245
- 8 Matt Foster, 83-86-77 - 246
- 9 Marcus Moore 79-84-83 - 246
- 10 Brian Moeller 84-77-89 - 250

Kansas City Amateur

2018

Creekmoor GC, par 72

Open

- 1 Blake Allen 69-74-69 - 212
- 2 James Henderson 72-74-68 - 214
- 3 Nick Kagy 69-75-72 - 216
Shaun Campbell 70-75-71 - 216
- 5 Craig Broswick 74-74-72 - 220
Mark Terranova 72-76-72 - 220
Sam Parrott 76-72-72 - 220
- 8 Jackson Foth 72-73-76 - 221
Luke Lutgen 72-76-73 - 221
Michael Bessenbacher .. 77-72-72 - 221

Seniors

- 1 Mark Addington 72-71-69 - 212
- 2 Gregory Goode 76-69-70 - 215
- 3 Jay Gregory 75-77-72 - 224
- 4 Charlie Schorgl 74-76-75 - 225
John Scarsella 74-78-73 - 225
- 6 Ritch Nigh 77-75-74 - 226
- 7 John Bailey 74-79-74 - 227
- 8 Ed Brown 80-75-76 - 231
- 9 Kevin Handlan 73-80-79 - 232
Thomas Leonard 80-76-76 - 232

Legends

- 1 David Hamilton 74-72-71 - 217
- 2 Bob Bezek 76-78-70 - 224
- 3 Robert Nelson 75-77-74 - 226
- 4 Pete Robbins 77-75-78 - 230
- 5 Jim Lodes 79-80-77 - 236
- 6 Ron Brewer 82-76-83 - 241
- 7 Fran Ferns 82-82-79 - 243
- 8 Pat Goeke 90-83-83 - 256
- 9 Sonny Welty 89-89-88 - 266

Players

- 1 Michael Buckhouse 73-76-73 - 222
- 2 Carter Likes 73-77-74 - 224
- 3 Johnny Lowe 75-86-74 - 235
- 4 Mark Pesek 82-79-75 - 236
- 5 Matt Foster 80-82-77 - 239
Scott Sadaro 77-83-79 - 239
- 7 Sean Murray 77-82-81 - 240
Spencer Pozek 78-84-78 - 240
- 9 Brian Schorgl 87-80-78 - 245
- 10 Keith McDonald 81-85-81 - 247